



IJ-80/90/110
Rate Change Software Update
(For use with EZ-Weigh and / or Dynamic scale)

Dear Valued Neopost Customer,

Effective May 14, 2007, the United States Postal Service will be changing their domestic and international mail rates. Attached to this letter is an updated rate card, which when installed, will update your IJ Mailing system (with attached EZ-Weigh and/or Dynamic scale) to provide you with the latest rates as defined by the USPS.

Installing your new rates is a simple process that should take less than five minutes and should be done **immediately**. Before installing the new rates, please review the enclosed installation instructions for your mailing system model. The new rates will not become active until the effective rate change date in May.

Please note: it is the sole responsibility of the customer to install and verify that the rates are properly installed. Neopost Inc will not be liable for rates that were not verified or installed properly.

Should you have any administrative or technical questions concerning this 2007 Rate Change you can contact Neopost as described below.

- Please try visiting our website web site at <http://www.neopostinc.com> for complete rate change information, including access to new USPS mail classes.
- When contacting us, please have your product model number, product serial number and your customer number available so that our representatives can assist you in an efficient manner.
- If you received this Rate Change Software in error. Return the contents of this rate package to Neopost Inc , Hayward. Please include the Sales Order # on the outside of the envelope.
- Please contact by telephone, fax or email us at:

Customer Service (Order / Billing / General Rate Change questions)

Monday to Friday: 7:00 AM to 7:00PM (Central Time)

Phone: (800) 934.2257

Fax: (510) 429.6721

Email: NeopostRateChange@neopostinc.com

Technical Services (Rate Change Installation/ Equipment questions)

Monday to Friday: 7:00 AM to 7:00PM (Central Time)

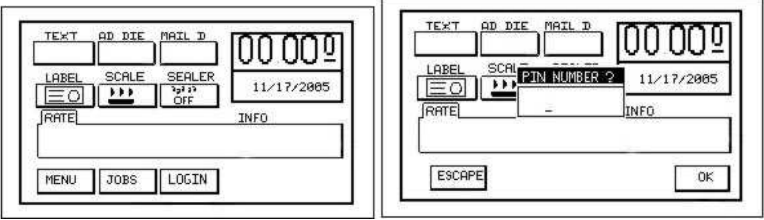
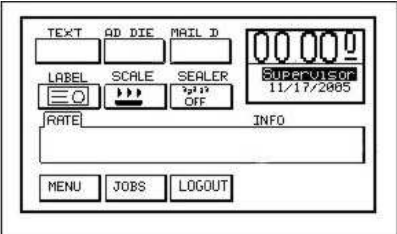
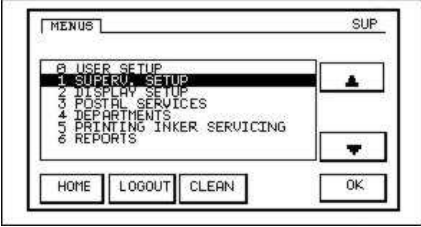
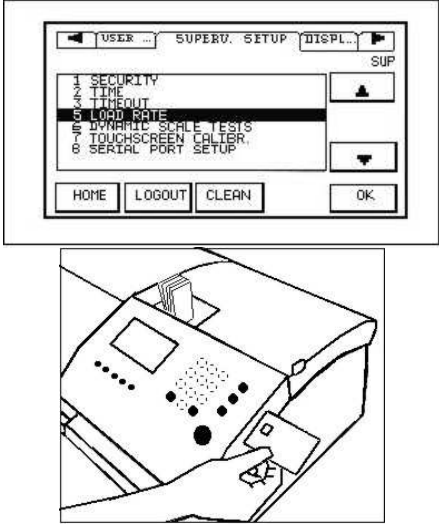
Phone: (800) 259.2678

Fax: (972) 241.9355

Email: support@neopostinc.com

For more information on the rate and structure change please see the USPS web site at <http://www.usps.com/ratecase/> .

IJ-80/90/110 Installation Procedure: Rev USPS07

Step	Action	Figure
1	<p>From the metering screen (Right), press LOGIN to enter Supervisor mode.</p> <p>Enter the Supervisor Pin number – (9430) (Far Right).</p> <p>Press OK.</p>	
2	<p>Now you will be in the Supervisor main screen (shown).</p> <p>Press MENU.</p>	
3	<p>Now you will be in the MENUS sub-menu.</p> <p>Scroll down (using the up & down arrows) to SUPERV, SETUP.</p> <p>Press OK.</p>	
4	<p>Now you will be in the SUPERV, SETUP sub-menu.</p> <p>Scroll down (using the up & down arrows) to LOAD RATE.</p> <p>Make sure to insert the rate card (with the chip facing up) before pressing OK.</p> <p>Note: Make sure the rate card is inserted properly, or you will get the error message: “E102 Waiting for memory card, Insert and retry”.</p>	
5	<p>Once the rate has been downloaded you will see the message: “Loading Successful”. Press OK.</p>	
6	<p>The update will not occur until the USPS effective date.</p>	<p>NOTE: On the effective date the screen will display “Update the rate configuration”.</p> <p>It is important that you press OK when asked to update the rate. If you do not, the new rate will not take effect.</p>
7	<p>Press the Lock button to put the meter to sleep and to exit Supervisor. The Rate Card can now be removed.</p>	