

IJ105 Mailing System Rate Memory Card Update

Dear Valued Neopost Customer,

Effective May 14, 2007, the United States Postal Service will be changing their mailing rates. Enclosed with this letter you will find your rate and structure Memory Card, which when installed, will update your IJ105 Mailing System (with attached Weighing platform and /or Dynamic scale) to provide you with the newest rates as defined by the USPS.

Please do not install your 2007 rates until May 14th. Installing your new rates is a simple process that should take less than five minutes. Before installing the new rates, please review the enclosed installation instructions (steps 1-7). After the new Memory Card is installed, please return the old rate memory card in the prepaid, self addressed padded envelope that arrived with this letter (step 8)

Your PowerPost Memory Card software includes enhanced software to support the new shape based First Class Letter, Flat and Package rates. The new "First Class" rates can be accessed under the First Class menu selection. You will have the ability to select the type of mail you are running for the proper rating. For more information on Shape Based Pricing, a First Class Rate chart and the impact of this rate change on your scale, please check out our shape based web site.

Please note: it is the sole responsibility of the customer to install and verify that the rates are properly installed. Neopost Inc will not be liable for rates that were not verified or installed properly.

Should you have any administrative or technical questions concerning this 2007 Rate Change you can contact Neopost as described below.

- Please try visiting our website web site at <http://www.neopostinc.com> for complete rate change information, including access to new USPS mail classes.
- When contacting us, please have your product model number, product serial number and your customer number available so that our representatives can assist you in an efficient manner.
- If you received this Rate Change Software in error. Return the contents of this rate package to Neopost Inc, Hayward. Please include the Sales Order # on the outside of the envelope.
- Please contact by telephone, fax or email us at:

Customer Service (Order / Billing / General Rate Change questions)

Monday to Friday: 7:00 AM to 7:00PM (Central Time)

Phone: (800) 934.2257

Fax: (510) 429.6721

Email: NeopostRateChange@neopostinc.com

Technical Services (Rate Change Installation/ Equipment questions)

Monday to Friday: 7:00 AM to 7:00PM (Central Time)

Phone: (800) 259.2678

Fax: (972) 241.9355

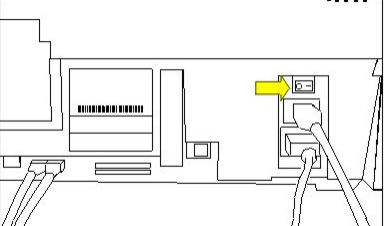

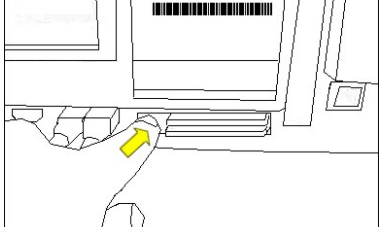
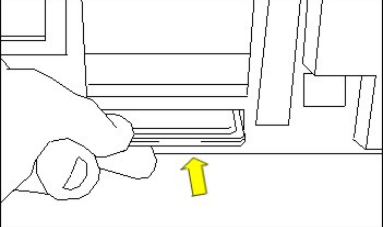
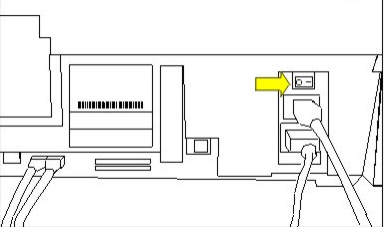
Email: support@neopostinc.com

For more information on the rate and structure change please see the USPS web site at <http://www.usps.com/ratecase/> .

We appreciate being your mailing system provider of choice and look forward to a long business relationship.

Sincerely, The Neopost Rate Change Team

IJ105 Mailing System - Memory Card Installation Procedure: Rev USPS07

Step	Action / Comments	
1	<p>Turn the IJ105's power switch, located on the rear of the base, to the "OFF" position.</p> <p>Note: If the rate Memory Card is removed from or installed in the scale with the power "ON", severe damage may occur to the IJ105.</p>	
2	<p>Remove the current Memory Card. The Rate and Software cards are located to the left of the Power Switch (shown).</p>	
3	<p>Press the black button, to the left of the cards, to release them.</p> <p>The rate card you need to replace should have "RCM", "Rate" or "DPFM" written on it.</p> <p>NOTE: You only need to change one card to update your rates, however, check both cards to assure you have the correct one.</p>	
4	<p>Insert the new Rate Memory Card. Make sure the Memory Card is inserted all the way in and that the black button pops-out.</p>	
6	<p>Turn the IJ105's power switch, located on the rear of the base, to the "On" position.</p>	
7	<p>The new rates have been successfully loaded. You can Verify the new rates are available by running a transaction and observing the value.</p>	
8	<p>After the new Memory Card is installed, please return the old Rate Memory Card in the prepaid, self addresses padded envelope that arrived with this letter.</p>	